

# Sport In The Box Support

[Knowledgebase](#) > [Template packs](#) > [Icehockey](#) > [Icehockey TV - Settings overview](#)

## Icehockey TV - Settings overview

Josefin Ström - 2023-09-12 - [Comments \(0\)](#) - [Icehockey](#)



## Icehockey template pack includes the following templates:

- Countdown template to match start.
- Lineup template to show all players in the team.
- Name presentation for introducing individual players.
- Next Home Game for showing which teams are meeting in the next game.
- Other Matches shows score and teams of other matches.
- Referees presents the referees of the current game.
- Results shows current scoreboard.

## Template details and settings

All templates share some settings that works the same way.

Background			
Background color	<span style="display:inline-block; width:15px; height:15px; background-color:#111E52;"></span> #111E52	▼	↻
Date background color	<span style="display:inline-block; width:15px; height:15px; background-color:#39404A;"></span> #39404A	▼	↻
Gradient	use dark gradient	▼	↻
Scaling			
Scale %		100	↻
Text colors			
Text color 1	<span style="display:inline-block; width:15px; height:15px; background-color:#FFFFFF;"></span> #FFFFFF	▼	↻
Text color 2	<span style="display:inline-block; width:15px; height:15px; background-color:#E7C335;"></span> #E7C335	▼	↻
Text color 3	<span style="display:inline-block; width:15px; height:15px; background-color:#FFFFFF;"></span> #FFFFFF	▼	↻
Team			
Use team colors	<input checked="" type="checkbox"/>	↻	
Show team names	<input checked="" type="checkbox"/>	↻	

### □ General styling

- Set background styling, customize colors as well as gradient.
- Option to scale the template to fit different size screens.
- All texts colors can be customized!
- All templates that show the teams can also active showing team colors.



### □ Countdown

Countdown template shows a countdown to match start with team logos and name.

### □ Countdown settings

- Set labels for expired countdown as well as label for days.




## □ Lineup

Lineup shows all the players in the chosen team, possible to show up to 22 players.

### □ Lineup settings

- Set name styling, display full name, only last name or first letter of first name in combo with full last name
- Enable only showing 'only playing' players, instead of showing all players.
- Option to enable/disable player images, to show player images next to their number and names. Will only show if player has an image.




## □ Name presentation

Name presentation shows an individual player. The template can be used with the name presentation buttons in Sport in the Box, to show name, goal or penalty.

### □ Name presentation settings

- Set all labels for penalties and goal.
- Setting for position of template, either in the lower left corner or in the lower center part.
- Option to enable/disable player images, to show player images next to their number and names. Will only show if player has an image.



## ☐ Next Home Game

Next Home Game template shows the date and time of the next home game with team logos and names.

### ☐ Next Home Game settings

- Adjust time and date format.



## ☐ Other Matches

Show results of up to 8 other matches.

### ☐ Other Matches settings

- Set the title of the template.
- Option to chose between one or two columns when displaying more than four matches.




## Referees

Shows all the referees of the game with customizable labels.

### Referees settings

- Set name styling, display full name, only last name or first letter of first name in combo with full last name.
- Set labels for up to 4 referees.



## Results

Results template shows the current game, with scores, team names, game time, extra time, and the status of the

game. Possible to show penalties as well as team timeouts and 10 minute timeouts.

#### □ **Results settings**

- Settings for all labels: Periods, intermissions, pre game text, pause, timeout and penalty.
- Settings for enabling penalties, team timeouts, 10min timeouts and timeout clock.
- Two options for showing penalties - as powerplay or as player nr + time.
- Option to position the scoreboard in the left corner, center on score, center or right corner