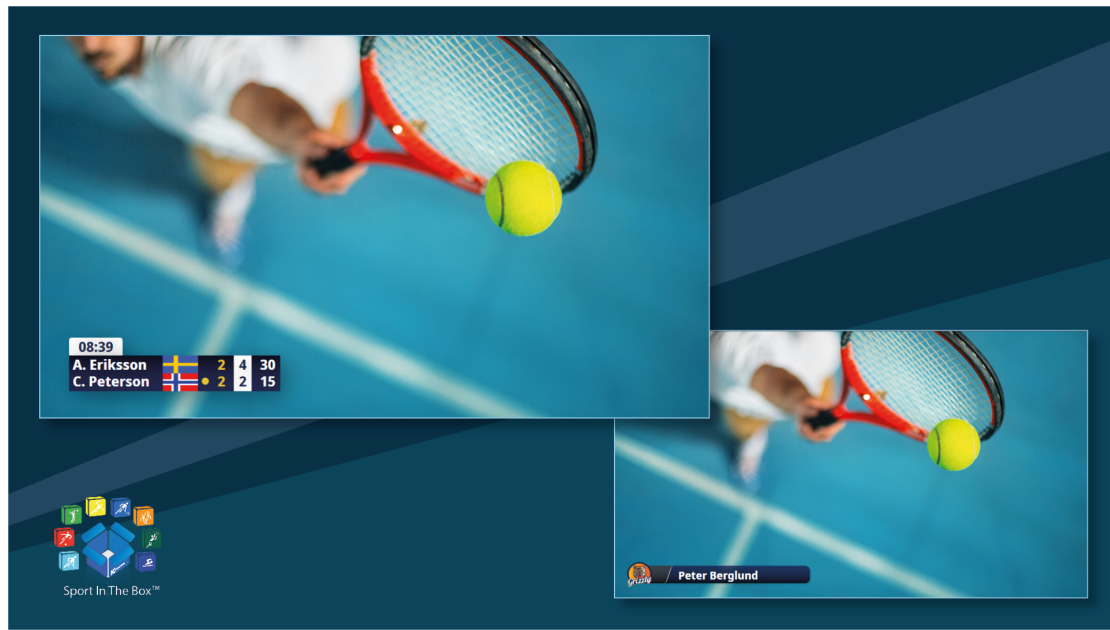


Sport In The Box Support

[Ohjeet](#) > [Template packs](#) > [Tennis](#) > [Tennis TV - Settings overview](#)

Tennis TV - Settings overview

Josefin Ström - 2023-10-03 - [Comments \(0\)](#) - [Tennis](#)












Tennis TV template pack includes the following templates:

- Name presentation for introducing individual players.
- Results shows current scoreboard.

Template details and settings

All templates share some settings that works the same way.

Settings Fields			
Background			
Scale %		100	
Main background color	 #111E52		
Secondary background color	 #FFFFFF		
Gradient	Use dark gradient		

Text colors			
Text color 1	<input type="text" value="#FFFFFF"/>		
Text color 2	<input type="text" value="#E7C335"/>		
Text color 3	<input type="text" value="#111E52"/>		


□ General styling

- Set background styling, customize all colors to match your desired styling.
- All texts colors can be customized!
- Scale templates up or down to best match your screens.



□ Name presentation

Name presentation shows an individual player. The template can be used with the name presentation buttons in Sport in the Box.



Results

Results template shows the current game, with set and point scores, player names, logos or nationality, game clock and custom game title.

Results settings

- Show or hide game clock
- Set styling for club/nation display. Chose between showing logo, nation, both or none. Nation and Logo are both added in Sport in the Box.

Aiheeseen liittyvä sisältö

- [Badminton, Tennis and Table Tennis Template packs release!](#)